



ŠKODA
SIMPLY CLEVER

ŠKODA OCTAVIA

Petrol engines

Technical specifications	1.0 TSI/85 kW	1.5 TSI/110 kW	1.5 TSI/110 kW (A)
Engine			
Engine type	turbocharged petrol engine, in-line, liquid cooling system, DOHC, transverse in front		
Cylinders	3	4	
Displacement [cm ³]	999	1498	
Bore × Stroke [mm × mm]	74.5 × 76.4	74.5 × 85.9	
Max. engine performance/revs [kW at rpm]	85/5000–5500	110/5000–6000	
Max. torque/revs [Nm at rpm]	200/2000–3500	250/1500–3500	
Compression ratio	10.5 : 1		
Emission limit	EU 6 DG		
Fuel injection system	electronically controlled direct injection		
Ignition	control unit controlled electronic ignition system		
Lubrication	force-feed lubrication with through-flow oil filter		
Fuel quality	unleaded petrol min. RON 95		
Transmission			
Wheel drive	front wheel drive		
Clutch	hydraulic single dry clutch disc with membrane spring, asbestos free	hydraulic single dry clutch disc with membrane spring, asbestos free	two coaxial dry multiple-disk clutch, electro-hydraulically operated
Transmission	manual 6-speed fully synchronized	manual 6-speed fully synchronized	automatic 7-speed, DSG, with Tiptronic manual gear changing
Transmission ratio	I-3.77 II-1.95 III-1.28 IV-0.97 V-0.78 VI-0.65 R-3.18	I-3.78 II-2.12 III-1.36 IV-1.03 V-0.86 VI-0.73 R-3.60	I-3.50 II-2.09 III-1.34 IV-0.93 V-0.97 VI-0.78 VII-0.65 R-3.72
Axle ratio	4.056	3.647	4.800/3.429/4.500



ŠKODA
SIMPLY CLEVER

ŠKODA OCTAVIA

Petrol engines

Technical specifications	1.0 TSI/85 kW	1.5 TSI/110 kW	1.5 TSI/110 kW (A)
Chassis			
Front axle	MacPherson suspension with lower triangular links and torsion stabiliser		
Rear axle	compound link crank-axle		
Springs	telescopic shock absorbers with coil springs, in the rear outside the springs		
Braking system	hydraulic dual-diagonal circuit braking system vacuum assisted with Dual Rate system		
Brake – front	disc brakes with inner cooling, with single/piston floating caliper		
Brake – rear	disc brakes		
Parking brake	manual, on rear wheels		
Steering system	direct rack and pinion steering with electro mechanic power steering		
Body			
Body	5 door, two compartment, 5 seater		
Drag coefficient c_w	0.270	0.288	0.282
Outside dimensions			
Length [mm]	4670		
Width [mm]	1814		
Height (at kerb weight) [mm]	1461		
Wheel base [mm]	2686		
Clearance (at kerb weight) [mm]	141		
Height of the loading sill (at kerb weight) [mm]	699		
Track front [mm]	1549	1543	
Track rear [mm]	1540	1534	



ŠKODA
SIMPLY CLEVER

ŠKODA OCTAVIA

Petrol engines

Technical specifications		1.0 TSI/85 kW	1.5 TSI/110 kW	1.5 TSI/110 kW (A)
Inside dimensions				
Width of front seats	[mm]		1454	
Width of rear seats	[mm]		1449	
Headroom in front seats	[mm]		983	
Headroom in rear seats	[mm]		980	
Storage capacity	[l]		590	
Storage capacity with rear seatback folded down	[l]		1580	
Weights				
Kerb weight – incl. driver**	[kg]	1246	1280	1295
Payload – incl. driver**	[kg]		625	
Total weight	[kg]	1796	1830	1845
Max. roof load	[kg]		75	
Max. trailer load w/o brakes	[kg]	620		640
Max. trailer load with brakes – 12%	[kg]	1300		1500
Max. trailer load with brakes – 8%	[kg]	1500		1700
Max. nose weight	[kg]		75	
Liquids				
Tank capacity	[l]		50	



ŠKODA
SIMPLY CLEVER

ŠKODA OCTAVIA

Petrol engines

Technical specifications		1.0 TSI/85 kW	1.5 TSI/110 kW	1.5 TSI/110 kW (A)
Performance/consumption				
Maximum speed	[km/h]	208	223	223
Acceleration 0–100 km/h	[s]	9.9	8.7	8.7
Fuel consumption (NEDC)				
– urban	[l/100 km]	6.0 – 6.1	6.1 – 6.2	6.4 – 6.5
– extra-urban	[l/100 km]	4.0 – 4.1	4.0 – 4.1	4.1 – 4.2
– combined	[l/100 km]	4.7 – 4.8	4.8 – 4.9	5.0
CO ₂ emissions	[g/km]	108 - 111	108 - 111	113 - 115
Fuel consumption (WLTP)				
– combined	[l/100 km]	5.0 – 6.5	5.0 – 6.7	5.6 – 7.1
CO ₂ emissions	[g/km]	113 - 147	113 - 152	127 - 162
Turning circle diameter	[m]		10.4	

The technical data is valid for the basic version.

** Figures apply to basic version, weight of driver 75 kg.

The specified fuel consumption and emission data have been determined according to the measurement procedures prescribed by law. Since 1st September 2017, certain new vehicles are already being type-approved according to the Worldwide Harmonized Light Vehicles Test Procedure (WLTP), a more realistic test procedure for measuring fuel consumption and CO₂ emissions. Starting on September 1st 2018, the New European Driving Cycle (NEDC) will be replaced by the WLTP in stages. Owing to the more realistic test conditions, the fuel consumption and CO₂ emissions measured according to the WLTP will, in many cases, be higher than those measured according to the NEDC.

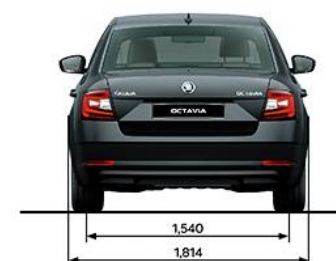
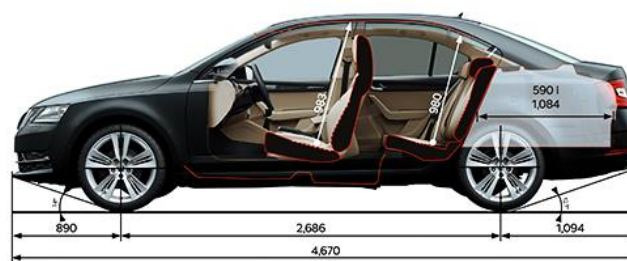
We are currently still required by law to state the NEDC figures. In the case of new vehicles which have been type-approved according to the WLTP, the NEDC figures are derived from the WLTP data. It is possible to specify the WLTP figures voluntarily in addition until such time as this is required by law. In cases where the NEDC figures are specified as value ranges, these do not refer to a particular individual vehicle and do not constitute part of the sales offering. They are intended exclusively as a means of comparison between different vehicle types. Additional equipment and accessories (e.g. add-on parts, different tyre formats, etc.) may change the relevant vehicle parameters, such as weight, rolling resistance and aerodynamics, and, in conjunction with weather and traffic conditions and individual driving style, may affect fuel consumption, electrical power consumption, CO₂ emissions and the performance figures for the vehicle.

ŠKODA OCTAVIA

Petrol engines



ŠKODA
SIMPLY CLEVER





ŠKODA
SIMPLY CLEVER

ŠKODA OCTAVIA

Diesel engines

Technical specifications	1.6 TDI/85 kW	2.0 TDI/110 kW	2.0 TDI/110 kW (A)
Engine			
Engine type	turbocharged diesel engine, turbocharger with self-aligning blades, in-line, liquid cooling system, DOHC, transverse in front		
Cylinders	4		
Displacement [cm ³]	1598	1968	
Bore × Stroke [mm × mm]	79.5 × 80.5	81.0 × 95.5	
Max. engine performance/revs [kW at rpm]	85/3250–4000	110/3500–4000	
Max. torque/revs [Nm at rpm]	250/1750–3200	340/1750–3000	
Compression ratio	16.2 : 1		
Emission limit	EU 6 DG		
Fuel injection system	electronically controlled high-pressure direct injection – common-rail system		
Lubrication	force-feed lubrication with through-flow oil filter		
Fuel quality	diesel		
Transmission			
Wheel drive	front wheel drive		
Clutch	hydraulic single dry clutch disc with membrane spring, asbestos free	hydraulic single dry clutch disc with membrane spring, asbestos free	two coaxial wet multiple-disk clutch, electro-hydraulically operated
Transmission	manual 5-speed fully synchronized	manual 6-speed fully synchronized	automatic 7-speed, DSG, with Tiptronic manual gear changing
Transmission ratio	I-3.78 II-1.94 III-1.19 IV-0.82 V-0.63 R-3.60	I-3.77 II-1.96 III-1.26 IV-0.87 V-0.86 VI-0.72 R-4.55	I-3.58 II-2.75 III-1.68 IV-0.89 V-0.68 VI-0.72 VII-0.56 R-2.90
Axle ratio	3.647	3.450/2.760	4.167/3.125



ŠKODA
SIMPLY CLEVER

ŠKODA OCTAVIA

Diesel engines

Technical specifications	1.6 TDI/85 kW	2.0 TDI/110 kW	2.0 TDI/110 kW (A)
Chassis			
Front axle	MacPherson suspension with lower triangular links and torsion stabiliser		
Rear axle	compound link crank-axle		
Springs	telescopic shock absorbers with coil springs, in the rear outside the springs		
Braking system	hydraulic dual-diagonal circuit braking system vacuum assisted with Dual Rate system		
Brake – front	disc brakes with inner cooling, with single/piston floating caliper		
Brake – rear	disc brakes		
Parking brake	manual, on rear wheels		
Steering system	direct rack and pinion steering with electro mechanic power steering		
Body			
Body	5 door, two compartment, 5 seater		
Drag coefficient c_w	0.291		0.285
Outside dimensions			
Length [mm]		4670	
Width [mm]		1814	
Height (at kerb weight) [mm]		1461	
Wheel base [mm]		2686	
Clearance (at kerb weight) [mm]		141	
Height of the loading sill (at kerb weight) [mm]		699	
Track front [mm]	1549		1543
Track rear [mm]	1540		1534



ŠKODA
SIMPLY CLEVER

ŠKODA OCTAVIA

Diesel engines

Technical specifications		1.6 TDI/85 kW	2.0 TDI/110 kW	2.0 TDI/110 kW (A)
Inside dimensions				
Width of front seats	[mm]		1454	
Width of rear seats	[mm]		1449	
Headroom in front seats	[mm]		983	
Headroom in rear seats	[mm]		980	
Storage capacity	[l]		590	
Storage capacity with rear seatback folded down	[l]		1580	
Weights				
Kerb weight – incl. driver**	[kg]	1348	1373	1395
Payload – incl. driver**	[kg]		625	606
Total weight	[kg]	1898	1923	1926
Max. roof load	[kg]		75	
Max. trailer load w/o brakes	[kg]	670	680	690
Max. trailer load with brakes – 12%	[kg]	1500		1600
Max. trailer load with brakes – 8%	[kg]		1800	
Max. nose weight	[kg]		75	
Liquids				
Tank capacity	[l]		50	



ŠKODA
SIMPLY CLEVER

ŠKODA OCTAVIA

Diesel engines

Technical specifications		1.6 TDI/85 kW	2.0 TDI/110 kW	2.0 TDI/110 kW (A)
Performance/consumption				
Maximum speed	[km/h]	203	223	221
Acceleration 0–100 km/h	[s]	10.3	8.5	8.9
Fuel consumption (NEDC)				
– urban	[l/100 km]	4.7 - 4.8	5.3 - 5.4	5.0 - 5.1
– extra-urban	[l/100 km]	3.7 - 3.9	3.6 - 3.7	3.7 - 3.8
– combined	[l/100 km]	4.1 - 4.2	4.2 - 4.3	4.2 - 4.3
CO ₂ emissions	[g/km]	107 - 110	111 - 113	110 - 112
Fuel consumption (WLTP)				
– combined	[l/100 km]	4.3 - 5.7	4.7 - 5.7	4.9 - 5.8
CO ₂ emissions	[g/km]	113 - 150	122 - 150	129 - 151
Turning circle diameter	[m]		10.4	

The technical data is valid for the basic version.

** Figures apply to basic version, weight of driver 75 kg.

The specified fuel consumption and emission data have been determined according to the measurement procedures prescribed by law. Since 1st September 2017, certain new vehicles are already being type-approved according to the Worldwide Harmonized Light Vehicles Test Procedure (WLTP), a more realistic test procedure for measuring fuel consumption and CO₂ emissions. Starting on September 1st 2018, the New European Driving Cycle (NEDC) will be replaced by the WLTP in stages. Owing to the more realistic test conditions, the fuel consumption and CO₂ emissions measured according to the WLTP will, in many cases, be higher than those measured according to the NEDC.

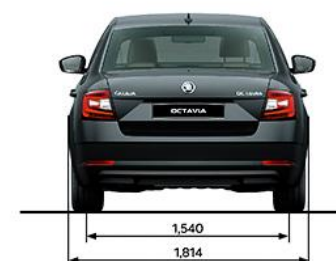
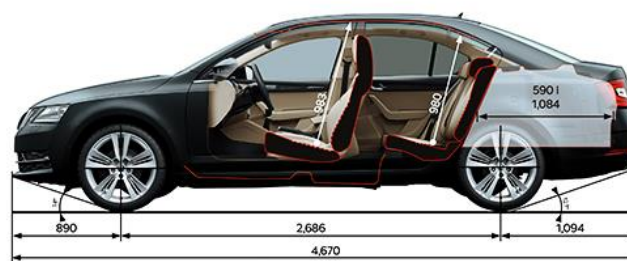
We are currently still required by law to state the NEDC figures. In the case of new vehicles which have been type-approved according to the WLTP, the NEDC figures are derived from the WLTP data. It is possible to specify the WLTP figures voluntarily in addition until such time as this is required by law. In cases where the NEDC figures are specified as value ranges, these do not refer to a particular individual vehicle and do not constitute part of the sales offering. They are intended exclusively as a means of comparison between different vehicle types. Additional equipment and accessories (e.g. add-on parts, different tyre formats, etc.) may change the relevant vehicle parameters, such as weight, rolling resistance and aerodynamics, and, in conjunction with weather and traffic conditions and individual driving style, may affect fuel consumption, electrical power consumption, CO₂ emissions and the performance figures for the vehicle.

ŠKODA OCTAVIA

Diesel engines



ŠKODA
SIMPLY CLEVER





ŠKODA
SIMPLY CLEVER

ŠKODA OCTAVIA 4x4

Technical specifications	2.0 TSI/140 kW (A)	2.0 TDI/135 kW (A)
Engine		
Engine type	turbocharged petrol engine, in-line, liquid cooling system, DOHC, transverse in front	turbocharged diesel engine, turbocharger with self-aligning blades, in-line, liquid cooling system, DOHC, transverse in front
Cylinders	4	
Displacement [cm ³]	1984	1968
Bore × Stroke [mm × mm]	82.5 × 92.8	81.0 × 95.5
Max. engine performance/revs [kW at rpm]	140/4200–6000	135/3500–4000
Max. torque/revs [Nm at rpm]	320/1500–4100	380/1750–3250
Compression ratio	11.65 : 1	15.8 : 1
Emission limit	EU 6 DG	
Fuel injection system	electronically controlled combined (direct and port) injection	electronically controlled high-pressure direct injection – common-rail systém
Lubrication	force-feed lubrication with through-flow oil filter	
Fuel quality	unleaded petrol min. RON 95	diesel
Transmission		
Wheel drive	four-wheel drive with automatic torque distribution	
Clutch	two coaxial wet multiple-disk clutch, electro-hydraulically operated	two coaxial wet multiple-disk clutch, electro-hydraulically operated
Transmission	automatic 7-speed, DSG, with Tiptronic manual gear changing	automatic 7-speed, DSG, with Tiptronic manual gear changing
Transmission ratio	I-3.40 II-2.75 III-1.77 IV-0.93 V-0.71 VI-0.76 VII-0.64 R-2.90	I-3.58 II-2.75 III-1.68 IV-0.89 V-0.68 VI-0.72 VII-0.56 R-2.90
Axle ratio	4.167/3.125	



ŠKODA
SIMPLY CLEVER

ŠKODA OCTAVIA 4x4

Technical specifications	2.0 TSI/140 kW (A)	2.0 TDI/135 kW (A)
Chassis		
Front axle	MacPherson suspension with lower triangular links and torsion stabiliser	
Rear axle	multi-element axle, with one longitudinal and three transverse links, with torsion stabiliser	
Springs	telescopic shock absorbers with coil springs, in the rear outside the springs	
Braking system	hydraulic dual-diagonal circuit braking system vacuum assisted with Dual Rate system	
Brake – front	disc brakes with inner cooling, with single/piston floating caliper	
Brake – rear	disc brakes	
Parking brake	manual, on rear wheels	
Steering system	direct rack and pinion steering with electro mechanic power steering	
Body		
Body	5 door, two compartment, 5 seater	
Drag coefficient c_w	0.301	0.292
Outside dimensions		
Length [mm]	4670	
Width [mm]	1814	
Height (at kerb weight) [mm]	1459	
Wheel base [mm]	2680	
Clearance (at kerb weight) [mm]	138	
Height of the loading sill (at kerb weight) [mm]	697	
Track front [mm]	1543	
Track rear [mm]	1542	



ŠKODA
SIMPLY CLEVER

ŠKODA OCTAVIA 4x4

Technical specifications		2.0 TSI/140 kW (A)	2.0 TDI/135 kW (A)
Inside dimensions			
Width of front seats	[mm]	1454	
Width of rear seats	[mm]	1449	
Headroom in front seats	[mm]	983	
Headroom in rear seats	[mm]	980	
Storage capacity	[l]	590	
Storage capacity with rear seatback folded down	[l]	1580	
Weights			
Kerb weight – incl. driver**	[kg]	1473	1517
Payload – incl. driver**	[kg]	585	
Total weight	[kg]	1983	2027
Max. roof load	[kg]	75	
Max. trailer load w/o brakes	[kg]	730	750
Max. trailer load with brakes – 12%	[kg]	1700	2000
Max. trailer load with brakes – 8%	[kg]	1900	2000
Max. nose weight	[kg]	80	
Liquids			
Tank capacity	[l]	55	



ŠKODA
SIMPLY CLEVER

ŠKODA OCTAVIA 4x4

Technical specifications		2.0 TSI/140 kW (A)	2.0 TDI/135 kW (A)
Performance/consumption			
Maximum speed	[km/h]	232	229
Acceleration 0–100 km/h	[s]	6.7	7.5
Fuel consumption (NEDC)			
– urban	[l/100 km]	8.5	5.9
– extra-urban	[l/100 km]	5.4	4.5
– combined	[l/100 km]	6.5	5.0 - 5.1
CO ₂ emissions	[g/km]	149	133
Fuel consumption (WLTP)			
– combined	[l/100 km]	7.4 - 8.7	5.6 - 7.0
CO ₂ emissions	[g/km]	166 - 196	148 - 185
Turning circle diameter	[m]	10.4	

The technical data is valid for the basic version.

** Figures apply to basic version, weight of driver 75 kg.

The specified fuel consumption and emission data have been determined according to the measurement procedures prescribed by law. Since 1st September 2017, certain new vehicles are already being type-approved according to the Worldwide Harmonized Light Vehicles Test Procedure (WLTP), a more realistic test procedure for measuring fuel consumption and CO₂ emissions. Starting on September 1st 2018, the New European Driving Cycle (NEDC) will be replaced by the WLTP in stages. Owing to the more realistic test conditions, the fuel consumption and CO₂ emissions measured according to the WLTP will, in many cases, be higher than those measured according to the NEDC.

We are currently still required by law to state the NEDC figures. In the case of new vehicles which have been type-approved according to the WLTP, the NEDC figures are derived from the WLTP data. It is possible to specify the WLTP figures voluntarily in addition until such time as this is required by law. In cases where the NEDC figures are specified as value ranges, these do not refer to a particular individual vehicle and do not constitute part of the sales offering. They are intended exclusively as a means of comparison between different vehicle types. Additional equipment and accessories (e.g. add-on parts, different tyre formats, etc.) may change the relevant vehicle parameters, such as weight, rolling resistance and aerodynamics, and, in conjunction with weather and traffic conditions and individual driving style, may affect fuel consumption, electrical power consumption, CO₂ emissions and the performance figures for the vehicle.

ŠKODA OCTAVIA 4x4



ŠKODA
SIMPLY CLEVER

